



Frequency response, 1 meter on-axis, swept-sine in anechoic environment:

Anechoic: 47 Hz – 1.5 kHz (± 3 dB)
Half-space: 40 Hz 1.5 kHz (± 3 dB)

Usable low frequency limit (-10 dB point):

Anechoic: 34 Hz
Half-space: 30 Hz

Power handling:

800 W continuous
1,600 W program
3,200 W peak

Sound pressure level, 1 Watt, 1 meter in anechoic environment:

Anechoic: 97 dB SPL, (2.83 V input)
Half-space: 103 dB SPL

Maximum sound pressure level (1 meter):

Anechoic
126 dB SPL continuous
132 dB SPL peak
Half-space:
132 dB SPL continuous
138 dB SPL peak

Transducer complement:

1 x 18" individually vented
Low Rider™ 18" Sub

Box tuning frequency:

36 Hz

Recommended active crossover frequency region and slope:

150 Hz at 18 dB/octave

Impedance (Z):

Nominal: 8.0 Ω
Minimum: 7.3 Ω

Input connections:

2 x 4-pin Neutrik® Speakon® inputs in parallel
1 x 8-pin Neutrik Speakon input
1 x 4-pin Neutrik Speakon thru (for use with 8-pin input)

Enclosure materials and finish:

3/4" plywood finished in the durable Black Hammer-Head™ polyurethane coating

Mounting provisions:

⚠ This unit is not designed for over-head suspension

Dimensions (H x W x D):

Front:
28.38" x 21.00" x 26.75"
721 mm x 533 mm x 679.45 mm

Net weight:

85 lbs. (38.7 kg)

Features

- New Peavey Low Rider 18" Subwoofer
- 1,600 Watts of program power
- Extreme low frequency response down to 30 Hz (half-space)
- Neutrik Speakon professional input connectors
- Very compact design
- Speaker stand mount built in
- Black Hammer-Head™ Polyurethane coating



Description

The QW™ -118 incorporates one of the new extra-high power Low Rider™ 18" woofers and a new compact cabinet design. The QW-118 is a direct radiator subwoofer designed specifically for the high end pro-audio user.

The new Low Rider 18" driver is a milestone in high-power subwoofer design. An incredible 1,600 Watt program rating and extra-long cone excursion come together to produce amazing new levels of clean, deep bass. This makes the QW-118 a superior choice for the bottom end of any high powered sound system.

The QW-118 is unusually compact for its power handling, SPL output, distortion performance and bass extension. This is made possible by special characteristics designed into the Low Rider woofer.

The QW-118 is well braced and very stiff, as internal pressures produced by the Low Rider woofer can be very high. The vent design integrated into the enclosure includes a vertical brace to further increase enclosure stiffness.

The QW-118 vent's large area and long path length allow for a large volume of air to move with very low resistance. This is important due to the massive air flow volumes that the Low Rider woofer can produce.

The QW-118 is constructed of premium .720" plywood and is covered with a tough, durable black Hammer-Head polyurethane coating, making this system rugged and extremely roadworthy. A 16-gauge, powder-coated, perforated metal grille covers the front of the system to protect the speakers from external damage.

Input connection to the system is made via two four-pin Neutrik jacks in parallel, an eight-pin Neutrik, and a four-pin Neutrik™ thru jack is provided for bi-amping flexibility while maintaining superior signal integrity. The inclusion of a standard four-pin Neutrik jack in parallel allows for daisy chaining to another cabinet when bi-amping.

Despite its compact dimensions for a single 18" bass enclosure, this system can produce some extremely serious sound.

Frequency response

This measurement is useful in determining how accurately a given unit reproduces an input signal. The frequency response of the QW-118 is measured at a distance of 1 meter using a 1 Watt (into the nominal impedance) swept-sine input signal. As shown in Figure 1, the selected drivers in the QW-118 combine to give a smooth frequency response from 47 Hz to 1.5 kHz.

Power handling

There are many different approaches to power handling ratings. Peavey rates this loudspeaker system's power handling using a modified form of the AES Standard 2-1984. Using audio band 40 Hz to 400 Hz pink noise with peaks of four times the RMS level, this strenuous test signal assures the user that every portion of this system can withstand today's high technology music. This rating is contingent upon having a minimum of 3 dB of amplifier headroom available.

Harmonic distortion

Second and third harmonic distortions vs. frequency are plotted in Figures 3 and 4 for two power levels. Ten percent (10%) of rated input power and either one percent (1%) of rated input power or one watt, whichever is greater. Distortion is read from the graph as the difference between

the fundamental signal (frequency response) and the desired harmonic. As an example, a distortion curve that is down 40 dB from the fundamental is equivalent to 1% distortion.

Architectural and engineering specifications

The loudspeaker system shall have an operating bandwidth of 47 Hz – 1.5 kHz. The nominal output level shall be 97 dB when measured at a distance of one meter with an input of one watt. The nominal impedance shall be 8 Ohms. The maximum continuous power handling shall be 800 Watts, maximum program power of 1,600 Watts and a peak power input of at least 3200 Watts, with a minimum amplifier headroom of 3 dB. The outside dimensions shall be 28.38" high by 21.00" wide by 26.75" deep. The weight shall be 85 pounds. The loudspeaker system shall be a model QW-118.

Warranty registration and information for U.S. customers available online at

www.peavey.com/warranty
or use the QR tag below



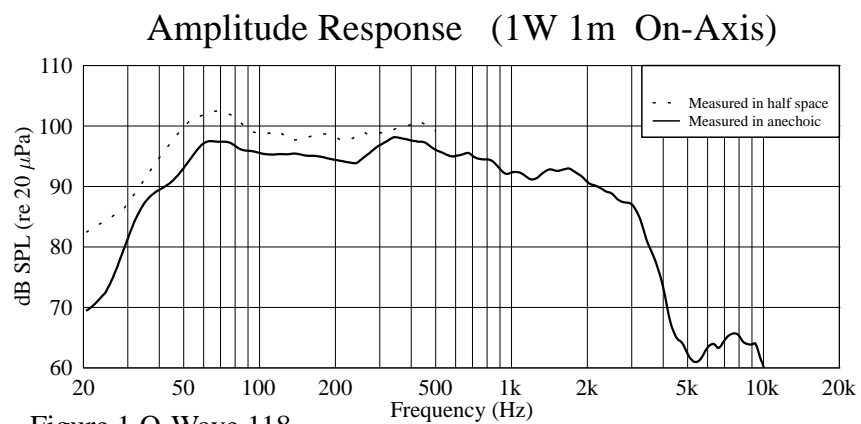


Figure 1 Q-Wave 118

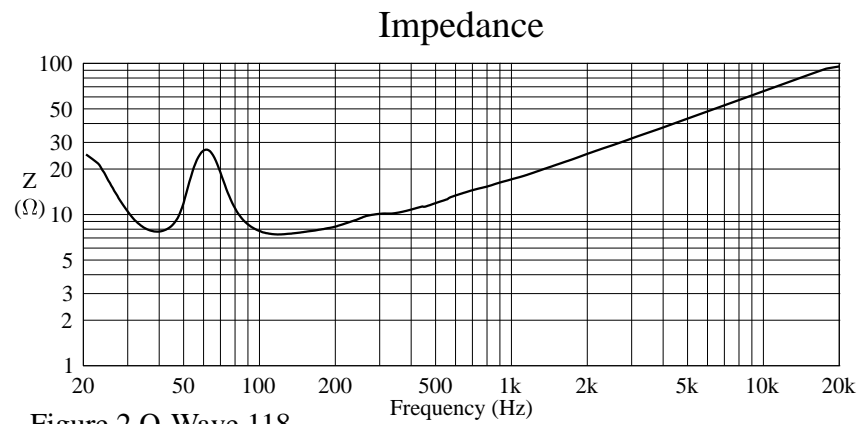


Figure 2 Q-Wave 118

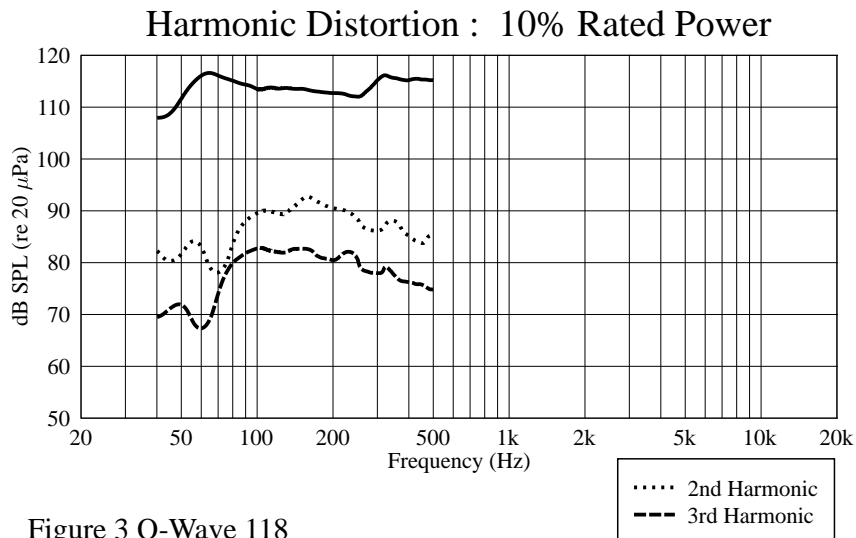


Figure 3 Q-Wave 118

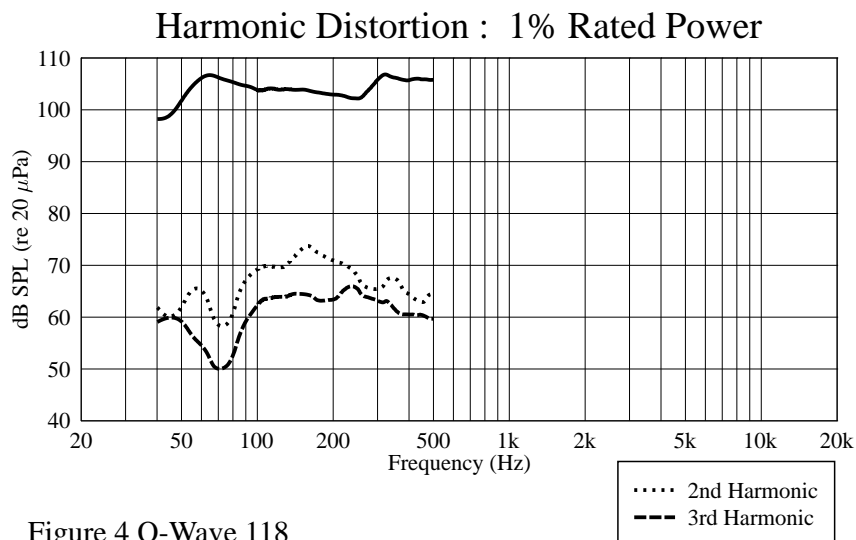


Figure 4 Q-Wave 118



80304914

Features and specifications subject to change without notice.

Peavey Electronics Corporation • 711 A Street • Meridian, MS 39301 • (601) 483-5365 • FAX (601) 486-1278 • www.peavey.com
©2002 Printed in the U.S.A. 12/02