



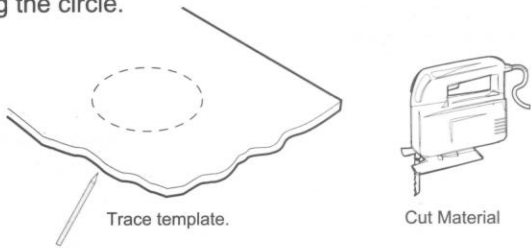
PHR-410-H Ceiling Speaker

User's Guide

Frame Construction Ceiling Installation

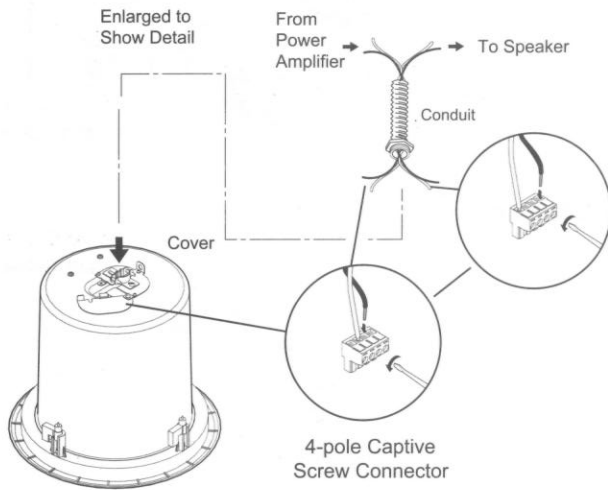
1

Take the cutout template from the packaging box and punch out along the larger perforated circle. Place the cutout template against the bottom of the ceiling and trace the inside of it. Carefully cut out the ceiling material along the circle.



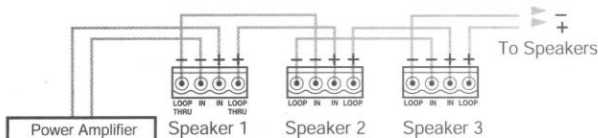
2

Remove the top cover to access the speaker connector. Attach the speaker wires to the 4-pole captive screw connector. Insert the 4-pole captive screw plug into the connector on back of the speaker. Install the conduit and secure the connections.



3

Replace the top cover and tighten the screws. Insert the speaker through the bottom of the hole in the ceiling.

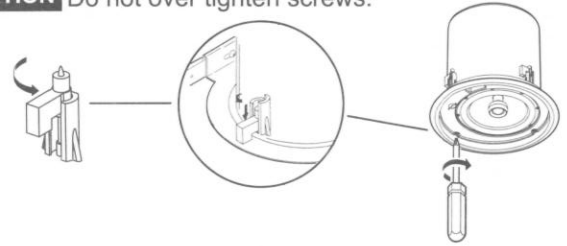


Parallel Hookup Wiring Diagram

4

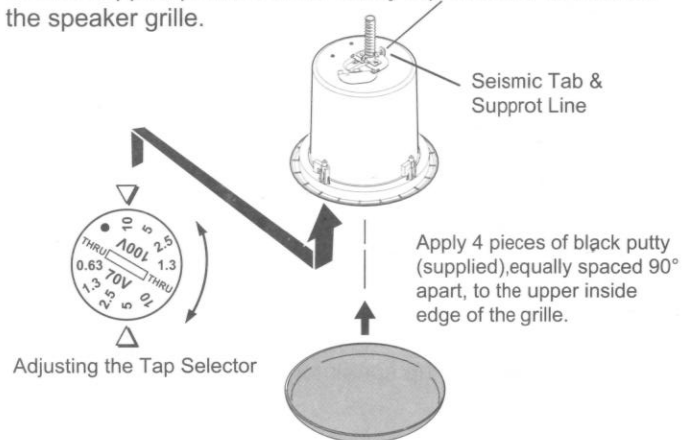
Loosen the four screws on the front baffle(counter clockwise) 1/2 turn. Then tighten the screws (clockwise) until the dog legs clamp the speaker to the ceiling.

CAUTION Do not over tighten screws.



5

Connect a secondary support line from the seismic tab to a secure support point. Set the rotary tap selector and install the speaker grille.



Peavey 4" Metal Can Ceiling Speaker Specifications

Acoustic & Electrical

Frequency Response	115 Hz - 13.5 kHz, +/- 4 dB
Power handling.....	Thru Mode - 40W
Nominal sensitivity.....	86 dB SPL, 1m, 1W (8 ohms nominal in Thru Mode)
Transformer taps	10W, 5W, 2.5W, 1.25W, 0.63W,(70V) 100V capable
Component	4" woofer with 1" VC, PP cone and rubber surround 1" duo-dome polymer tweeter
Crossover Frequency.....	4 kHz
Crossover Slopes.....	12 dB/oct. for tweeter, 6 dB/oct. for woofer
Outside Dimensions.....	7.9" X 7.87" (Outer Diameter X Depth)
Cutout diameter.....	6.57"
Weight.....	4.6 lbs

General

Enclosure: High impact polystyrene with removable locking installation arms, backcan of formed steel
Conduit capable clamp for wiring, wiring chamber with screw lock.
Perforated metal grille with inner fabric liner for 'blackout'
C-shaped backing plate support included

NOTE: All nominal level are at ±10%.
NOTE: Specifications are subject to change without notice.